




2025 Annual General Meeting

FEBRUARY 8, 2025 · THE ALLOY · KING OF PRUSSIA



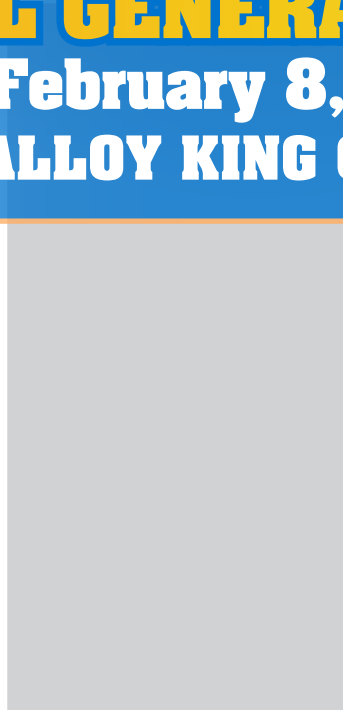




ANNUAL GENERAL MEETING

February 8, 2025

THE ALLOY KING OF PRUSSIA



WHO WE ARE

GROW THE GAME TOGETHER

Our Mission


Since 1972, Eastern Pennsylvania Youth Soccer has worked throughout Eastern Pennsylvania's 36 counties to promote, foster, and perpetuate the game of soccer to the region's youth. Through competitions, educational programs, workshops, and coaching clinics, each year Eastern Pennsylvania Youth Soccer impacts the lives of more than 120,000 youth soccer players from age five to 19. Additional information is available at www.EPYSA.org.

Eastern Pennsylvania Youth Soccer exists to promote and facilitate the game of soccer for all youth at all levels of play in Eastern Pennsylvania. The ultimate vision of our Association is to be the best youth sports organization in the country through the provision of services, education, and opportunities to the youth of Eastern Pennsylvania.

Eastern Pennsylvania Youth Soccer seeks to work with integrity, cooperation, fairness, accountability, professionalism, collaboration, innovation, passion, and excellence in all of our actions.



Eastern Pennsylvania Youth Soccer is a member of US Youth Soccer and the U.S. Soccer Federation.



FIFA

COACHING EDUCATION & PROGRAMS



LEARNING CENTER

- Coaching Articles
- Referee Articles
- License Pathway
- Right to Recover
- Exercise Videos
- Rules & Resources
- Training Plans
- US Soccer PDI



120,859
Registered Players

160
Intramural Members

11 // **9**
Travel Leagues // Rec Leagues

228 Campers

GROWING THE GAME




GRASSROOTS

The U.S. Soccer Board of Directors has approved Eastern Pennsylvania Youth Soccer's proposal for The Game for All Kids

\$175,000
Grant Amount from
January 2025-December 2027

\$60,000
in grants this year



COACHING EDUCATION

41 Total Courses in 2024

625 Coaches Educated in 2024



ODP INFO

25 // **610**
Teams // Players

112 Players Invited to the 2024 East Region Camp

22 Players Selected for ODP East Interregional Team



CUPS

2,004

Teams Participated in Cups in 2024

16 President's Cup Regionals Teams
▶ **5 WINNERS**

13 NCS Regionals Teams
▶ **2 WINNERS**

15 National League Teams



Annual General Meeting

FEBRUARY 8, 2025

EASTERN PENNSYLVANIA YOUTH SOCCER

2025 ANNUAL GENERAL MEETING

SATURDAY, FEBRUARY 8, 2025 | 10:00AM | ALLOY KING OF PRUSSIA

Agenda

- I. Opening Remarks, President Lennie Brown
- II. Moment of Silence
- III. Pledge of Allegiance
- IV. Roll Call/Credentials Report
- V. Approval of the 2024 Annual General Meeting Minutes
- VI. Affirmation of the Actions of the Board of Directors
- VII. Reports of Officers and Committees
 - a. CEO Report
 - b. World Cup 2026
- VIII. New Business
 - a. Proposed Fees and Fines for Seasonal Year 2025-26
 - b. Proposed Budget Fiscal Year 2025-26
- IX. Election of Distric Comissioners - Districts 1, 2, 3
- X. Election of Officers
 - a. President
 - b. Second Vice President
 - c. Treasurer
- XI. Good of the Game
 - a. Registration Year
 - b. U8 travel soccer
- XII. Adjournment





MINUTES OF THE ANNUAL GENERAL MEETING

SATURDAY, FEBRUARY 24, 2024

- I. President Jeff Sommer called the meeting to order and followed with a moment of silence and the pledge of allegiance.
- II. Roll Call/Credentials Report: It was established that representatives were properly credentialed and present, establishing 351 affiliate votes and thus, confirming a quorum. President Sommer dispensed with the roll call given the quorum was established through registration.
- III. Mr. Sommer asked for a motion to approve the minutes of the 2023 Annual General Meeting. Motion made by First Vice President Lennie Brown, seconded by Second Vice President Bill Fuller and was approved by general consent.
- IV. Mr. Sommer asked for a motion to accept the actions of the Board of Directors since the last council meeting in 2023. Motion made by Vice President Lennie Brown, was seconded by multiple delegates from the floor, and was approved by general consent.
- V. Reports were presented by Mr. Sommer and Chief Executive Officer Chris Branscome. Additional reports were presented in writing and published in the AGM book of reports for this meeting.
 - a. Mr. Sommer again welcomed everyone to reading and to the meeting. He commented on a great turnout. Sommer thanked the staff for their efforts for this year's meeting and the previous night's awards banquet.
 - b. Sommer congratulated the staff on organizing the 2023 USYS Eastern Presidents Cup, which was considered a great success. He then provided an update on US Soccer and US Youth Soccer noting that an election was held for US Soccer Vice President earlier in the month at the AGM in Dallas. The USYS Chair, Pete Zopfi had resigned in January to run for US Soccer vice president. He succeeded for the remainder of his term by Todd Lockhart. Zopfi lost to Nathan Goldberg. USYS elections will be in July.
 - c. CEO Chris Branscome welcomed all and thanked the membership for their continued dedication to the youth of eastern Pennsylvania. Mr. Branscome congratulated the members on our collective recovery from the pandemic. He reported registration is trending to pre-covid numbers.
 - d. Branscome also thanked everyone for their efforts on the 2023 USYS Presidents Cup and noted that we have received national awards for the event and its economic impact to Montgomery County as it was the largest sports event ever to be hosted in Montco.
 - e. The "Grow the Game Fund" grant winners will be celebrated later in this meeting. The program is providing \$50,000 in funding in 2024. Thanks to JT Dorsey and his efforts with that program.
 - f. Branscome stated that 2026 FIFA World Cup efforts are beginning to take shape. US Soccer is working on programming opportunities, but we need to react locally. He stated he looks to provide opportunity and education to all members in preparation of this great event coming to Philadelphia.
 - g. Mr. Branscome discussed updates to the risk management program. Specifically, codes of conduct are presented in the book of reports and that all members should incorporate them into their own documents. He reminded all that compliance is a requirement and that all board members of all members need to be SafeSport trained and approved in addition to the commonwealth requirements. Spot checks on club compliance have revealed poor numbers and it must improve.



MINUTES OF THE ANNUAL GENERAL MEETING

SATURDAY, FEBRUARY 24, 2024 CONTINUED

VI. New Business:

- a. The presentation of the proposed fees and fines for fiscal year 2024-25, was provided electronically in advance and published in the Annual General Meeting workbook. Mr. Sommer asked for a motion to accept the fees, noting there were no changes to the prior year. Motion made by Treasurer Jim Brown, was seconded by multiple delegates. The budget was adopted by consent.
- b. The presentation of the budget for fiscal year 2024-25, was provided electronically in advance and published in the Annual General Meeting workbook. Mr. Sommer asked for a motion to accept the budget. The motion made by Jim Brown, was seconded by multiple delegates. The budget was adopted by consent.

VII. Election of Officers:

- a. Mr. Sommer presided over the election of officers. The nominations were Lennie Brown, First Vice President; Melissa Weber, Secretary; John Mickel and Jim Christian, Members at Large. Each nominee was the incumbent and ran unopposed, therefore elected by acclamation.

VIII. Election of District Commissioners. Even numbered Commissioners were elected electronically, prior to the meeting. Each election was unopposed and were elected by acclamation. The winners are:

- a. District 2, Rachel Gallegos
- b. District 4, Eric McKitish
- c. District 6, Phil Frederick

IX. Good of the Game:

- a. Mr. Branscome congratulated all the previous evening's award winners and thanked the staff for their outstanding work over the past year.
- b. Mr. Branscome recognized Seanna Crosley of Philadelphia Soccer 2026 for attending
- c. Branscome and Sommer announced a tour of the state and visiting each district this Spring. An unidentified speaker suggested Poconos for a future event.
- d. Patrick Casey of Warminster SC commented on tryout processes. Additional, unidentified speakers provided comments.

Upon proper motion, the meeting was adjourned.

Respectfully Submitted,

Melissa Weber



REPORT OF THE CHIEF EXECUTIVE OFFICER CHRIS BRANSCOME

2024 was a very positive year. Soccer has most definitely made its comeback from the dark days of the pandemic. Thanks to the outstanding efforts of the membership, registration surpassed pre-covid numbers. It's a modest increase, but one we should celebrate. As of the close of fiscal year 23-24, Eastern Pennsylvania is the 4th largest state association in the country with 120,828 registered players, a 5.5% increase from 22-23.

Growing the game is our charge. It's written into our mission statement to "foster and perpetuate" the game. I'm strongly encouraged by our growth as we now live in an era of multiple sanctioning organizations and player mobility. I'm further encouraged in the growth at the intramural level. Again, it's modest, but finally trending in the right direction. That means we are living up to the mission and bringing more kids into the game.

The staff has done outstanding work this past year to grow the game. We have continued with our efforts through US Soccer's Innovate To Grow grants, providing free coaching and referee education where it's needed. We've provided members with our own Grow The Game Fund grants, providing over \$50,000 last year, with \$50,000 more this year. Coaching education is on the rise adding more courses at all levels, including a national C, a women's only course as well as courses in Spanish. We've also been able to add staff member specifically to work in grassroots and assist emerging programs and clubs in underserved communities. I'm also pleased to announce we applied for and won a new ITG grant to provide soccer festivals throughout the state leading into, and out of FIFA World Cup 2026.

Financially, we had a very positive year as well. It was the first year of the most recent fee increase, but voluntary programs such as state cups, camps, coaching education and ODP performed quite well. Sponsorship opportunities are on the rise as we signed up for one new partner and renewed with all others. We've had strong interest from several other potential partners and hope to see those benefits come to fruition in the coming months. We posted a surplus in each of the last two years and are on track to do so again. This allows us to add to our investments and build our "endowment" and reserves. This financial solvency further aligns us with our mission to "foster and perpetuate" the organization and the game.

Player safety is still of the utmost concern. We were fortunate to be the first state to host the US Soccer safeguarding staff to present to us back in March. Policies will continue to evolve, and compliance must be in order. We also enacted a new behavioral policy to curb bad acts on game days. Reports from this fall show positive reviews as there were less disciplinary actions and referee abuse cases reported to us. We need our sport to be more civil on behalf of the children playing in the games and out of respect for referees, coaches and each other.

Eastern Pennsylvania continues to be a focal point for prominent soccer events. We were thrilled with the opportunity to move our State Cup finals to the WSFS Sportsplex on the Union's campus in Chester. It's a great venue with excellent fields and an unparalleled view. We'll return in May. We're also excited to again host the 2025 USYS East Presidents Cup this summer. It's a great opportunity for our teams to showcase their abilities at the regional level in front of family and friends. To top of the summer, Lincoln Financial Field will host 8 FIFA Club world Cup games as a warm-up to the main event in 2026.

There's never a shortage of tasks to accomplish or new ideas. The challenge is to prioritize them and execute them. New challenges are on the way, but we will collectively meet the moment and find solutions. 2024 was a very positive year, but I look forward to 2025 and beyond. The opportunity in front of us is enormous and we will all continue to improve and grow the game. On behalf of our 120,000 players, thank you.





Annual General Meeting

FEBRUARY 8, 2025

REPORT OF THE TREASURER

JIM BROWN

FY ENDING 8/31/2024

The financial position of the Eastern Pennsylvania Youth Soccer Association remains sound and secure. Chief Executive Officer Chris Bransome and Chief Operating Officer Kelly Connor work closely with our independent accounting firm Brinker, Simpson & Company, LLC to monitor revenues and expenditures. This management team works diligently to maintain the accuracy and integrity of the Association's financial position and to anticipate future opportunities and challenges.



STATEMENT OF FINANCIAL POSITION

Total assets are \$5.0M. The value of invested assets at year's end was \$3.57M. Investments are managed by Mirus Financial Partners and are targeted to maximize gains and to minimize losses from market downturns, to support capital projects and grants, as well as to strengthen the Association's reserves and stability. The investment mix includes growth assets (equities), income assets (bonds), and other income opportunities (real estate-REITs)

Total Liabilities were \$950,344 including \$350,666 committed for "Mini Pitch" creation throughout the region. Total Equity equals \$4.05M

STATEMENT OF ACTIVITY

Total Revenue was \$3.46M.

Total Expenditures were \$3.41M including USYS and US Soccer player fees, general liability and player insurance, grants, office rent and utilities, operating expenses as it relates to internal programming (ODP, State Cups, Indoor State Cups, Coaching Education), staff compensation, benefits, payroll taxes, and other operating expenses.

Net Operating Income - \$3.64M minus \$3.41M = **\$234,249**

Submitted by Jim Brown, Treasurer



BUDGET SUMMARY

PROPOSED BUDGET, FISCAL YEAR 2025-2026

Program Code	FY 2023/2024 Actual	FY 2023/2024 Budget	FY 2024/2025 Current	FY 2025/2026 Proposed
101 ODP				
Income	\$646,607.51	\$731,100.00	\$655,000.00	\$662,500.00
Expense	\$382,767.27	\$460,250.00	\$406,950.00	\$401,950.00
Net Income	\$263,840.24	\$270,850.00	\$248,050.00	\$260,550.00
102 Resident Camp				
Income	\$149,685.00	\$238,125.00	\$188,250.00	\$215,500.00
Expense	\$123,885.18	\$199,200.00	\$147,200.00	\$180,250.00
Net Income	\$25,799.82	\$38,925.00	\$41,050.00	\$35,250.00
103 Referee Development				
Income	\$-	\$18,750.00	\$18,750.00	\$18,750.00
Expense	\$-	\$18,750.00	\$18,750.00	\$18,750.00
Net Income	\$-	\$- 0	\$- 0	\$- 0
104 Coach School				
Income	\$105,592.03	\$105,000.00	\$106,500.00	\$118,500.00
Expense	\$40,167.95	\$64,800.00	\$66,800.00	\$70,400.00
Net Income	\$65,424.08	\$40,200.00	\$39,700.00	\$48,100.00
105 Outdoor Cup				
Income	\$403,565.25	\$362,875.00	\$416,000.00	\$450,625.00
Expense	\$195,630.73	\$200,600.00	\$232,000.00	\$249,000.00
Net Income	\$207,934.52	\$162,275.00	\$184,000.00	\$201,625.00
106 Indoor Cup				
Income	\$116,532.35	\$105,500.00	\$109,750.00	\$115,500.00
Expense	\$73,969.68	\$77,500.00	\$74,500.00	\$72,990.00
Net Income	\$42,562.67	\$28,000.00	\$35,250.00	\$42,510.00

CONTINUED ON NEXT PAGE



Annual General Meeting

FEBRUARY 8, 2025

BUDGET SUMMARY

PROPOSED BUDGET, FISCAL YEAR 2025-2026 CONTINUED

Program Code	FY 2023/2024 Actual	FY 2023/2024 Budget	FY 2024/2025 Current	FY 2025/2026 Proposed
111 EPYSA AGM				
Income	\$20,405.36	\$15,000.00	\$15,000.00	\$17,500.00
Expense	\$66,081.50	\$70,000.00	\$75,000.00	\$84,500.00
Net Income	\$(45,676.14)	\$(55,000.00)	\$(60,000.00)	\$(67,000.00)
201 Registration				
Income	\$1,883,228.71	\$1,742,664.50	\$1,833,182.14	\$1,884,912.00
Expense	\$740,157.86	\$617,834.00	\$683,810.80	\$734,137.00
Net Income	\$1,143,070.85	\$1,124,830.50	\$1,149,371.34	\$1,150,775.00
202 Administration				
Income	\$15,386.30	\$13,000.00	\$26,000.00	\$13,000.00
Expense	\$1,369,973.39	\$1,276,000.00	\$1,432,000.00	\$1,495,000.00
Net Income	\$(1,354,587.09)	\$(1,263,000.00)	\$(1,406,000.00)	\$(1,482,000.00)
205 Marketing & Communications				
Income	\$166,584.31	\$103,000.00	\$96,000.00	\$125,000.00
Expense	\$139,971.30	\$146,000.00	\$188,000.00	\$175,000.00
Net Income	\$26,613.01	\$(43,000.00)	\$(92,000.00)	\$(50,000.00)
207 Outreach				
Income	\$13,150.00	\$20,000.00	\$13,000.00	\$11,000.00
Expense	\$23,918.87	\$40,000.00	\$48,000.00	\$48,200.00
Net Income	\$(10,768.87)	\$(20,000.00)	\$(35,000.00)	\$(37,200.00)
Total	FY 2023/2024	FY 2023/2024	FY 2024/2025	FY 2025/2026
Income	\$3,520,736.82	\$3,455,014.50	\$3,477,432.14	\$3,632,787.00
Expense	\$3,156,523.73	\$3,170,934.00	\$3,373,010.80	\$3,530,177.00
Total	\$364,213.09	\$284,080.50	\$104,421.34	\$102,610.00



PROPOSED FEES AND FINES SUMMARY 2025-2026

REGISTRATION FEES AND PLAYER DATA DUE DATES

Organizational Membership Fee **\$25.00** per Delegate Vote Team
 Fees (Insurance/General and Administrative) **\$39.00** per Team*

PLAYER FEES

Intramural Player **\$9.75** per Player
 Recreational Player **\$10.75** per Player
 Travel Player **\$15.75** per Player
 Secondary Player **\$3.00** per Player
 Player Transfer Fee **\$1.00** per Player
 Player Release Fee **\$1.00** per Player

SPECIAL TEAMS/PLAYER CARD FEES

Export Team Fee **\$275.00** per Team
 Tournament Team Fee **\$200.00** per Team
 Direct Player Fee **\$25.00** per Player
 Export Player Fee **\$25.00** per Player

REGISTRATION FEES AND PLAYER DATABASE ARE DUE ON OR BEFORE:

SEPTEMBER 15	DECEMBER 15	MARCH 15	JUNE 15
Primary Fall Registration	Additional Changes to Fall Registration	Primary Spring Registration	Final Seasonal Year Fees

FINES/LATE FEES

Late Registration Payment and/or Player Database **\$250.00**
 Non-Attendance at Annual General Meeting 1st year: **\$250.00**
 2nd year: **\$500.00**
 Appeal/Arbitration Fee: **\$200.00**

i. Failure to submit any of these materials and payment of fine may also result in a suspension of membership

NATIONAL/REGIONAL/STATE CUP

Game Forfeit – Intrastate **\$150.00**
 Non-Attendance – US Youth Soccer Region I Competition **\$500.00**
 (In addition to any fine instituted by the competition)



Annual General Meeting

FEBRUARY 8, 2025

ELECTIONS 2025 CANDIDATES FOR ELECTION

NOMINATIONS RECEIVED

President	Lennie Brown (incumbent)
Second Vice President	Bill Fuller (incumbent)
Treasurer	Jim Brown (incumbent)

DISTRICT COMMISSIONER:

District 1	Jeff Tener (incumbent)
District 3	Gary Blockus (incumbent)
District 5	Scott Merritt (incumbent)

The District Commissioner vote will be an electronic vote taking place prior to the AGM. An email will be sent to the primary delegate from each registered organization. Each Commissioner election will be limited to each specific district. Nominations will be called for in advance and the voting will proceed and close before the start the AGM. The votes will be tallied, and winners will be announced during the AGM.



POLICY ON SIDELINE BEHAVIOR AND CONDUCT DURING A MATCH

GENERAL EXPECTATIONS

All participants in matches sanctioned by Eastern Pennsylvania Youth Soccer, regardless of age or competition level, must adhere to the bylaws, policies, and codes of conduct of Eastern Pennsylvania Youth Soccer. Additionally, participants must follow the policies of FIFA, US Soccer, US Youth Soccer, and the specific rules of any sanctioned competition. Players, coaches, referees, and spectators are held to the same standards of conduct.

PROMOTING SPORTSMANSHIP

Leagues, clubs, teams, and spectators are expected to exemplify sportsmanship and fair play. Clubs are responsible for the behavior of their members and spectators, ensuring that players can enjoy a safe and supportive environment. The head coach is directly accountable for the conduct of the team and its supporters.

TEAM AND SPECTATOR AREAS

Only rostered players, coaches, and administrators with the necessary clearances are allowed in the team's technical area (bench). Spectator areas must remain separate from the bench. Member leagues may impose additional rules regarding the placement of teams and spectators.

REFEREE AUTHORITY AND DISCIPLINE

Referees have full control of the match and can issue warnings, yellow cards, or red cards for inappropriate conduct by players or coaches. If spectators display inappropriate behavior, such as foul language or disruptions, the referee will pause the match and inform the head coach to address the issue. Referees do not interact directly with spectators. Continued misconduct may result in disciplinary actions against the coach, including yellow or red cards, or the match being terminated if no additional rostered staff is available.

BEHAVIOR BEYOND THE MATCH

Misconduct can occur at any time—before, during, halftime, or after a match. Referees retain authority throughout these periods, and all participants must respect the referee's personal space.

REPORTING AND DISCIPLINARY ACTIONS

Referees will document incidents of misconduct in their match report and submit it to the league or competition director. Cases of referee abuse or assault will be reported directly to the State Association for a disciplinary hearing. Consequences for sideline behavior may extend beyond individuals and affect their club.



Annual General Meeting

FEBRUARY 8, 2025

REGISTRATION 2024-2025

DISTRICT 1

Organization	2024-2025 Registered Players	2023-2024 Registered Players	Variance
Central Bucks Athletic Association	178	121	47.11%
Cheltenham Jayvees	208	233	-10.73%
Chester Upland Youth Soccer	162	250	-35.20%
Colonial SC	1440	1425	1.05%
Council Rock United	1031	1213	-15.00%
Deep Run Valley	378	452	-16.37%
EDP (Travel League)	9319	9416	-1.03%
Fairmount SA	256	297	-13.80%
Falls SC	391	353	10.76%
FC Montco	344	347	-0.86%
Fox Chase SC	148	153	-3.27%
Harleysville Soccer Association	376	485	-22.47%
Hatboro Horsham SC	61	80	-23.75%
Horsham Soccer	350	355	-1.41%
Hulmeville SC	705	686	2.77%
Hunter SC	791	806	-1.86%
Huntingdon Valley AA	N/A	275	N/A
Intercounty-Soccer (Travel League)	12024	11334	6.09%
Jenkintown Youth Activities	174	263	-33.84%
Langhorne Neshaminy United Soccer Club	188	224	-16.07%
PA Rush	130	222	-41.44%
Lighthouse SC	45	45	0.00%
Lower Southampton AA	148	172	-13.95%
Montgomery United SC	231	238	-2.94%
North Penn Small Sided	213	242	-11.98%
Northeast Optimist (NEO)	107	117	-8.55%
Philadelphia City Football Club (Palumbo SC)	406	356	14.04%
Pennridge Yellowjackets SA	137	117	17.09%
Perkiomen Valley SC	357	458	-22.05%
Philadelphia Parks and Rec (Travel League)	550	372	47.85%
Philadelphia Soccer Club	320	352	-9.09%
Philadelphia Ukrainian Nationals	0	101	-100.00%
Pottsgrove Soccer Club	178	179	-0.56%
Quakertown Soccer Club	234	339	-30.97%
Rock League (Travel League)	521	698	-25.36%



Roslyn Boys & Girls Club	175	190	-7.89%
Souderton Area SA	420	383	9.66%
Southampton SA	80	78	2.56%
Southeastern PA Soccer League (Rec League)	1421	1345	5.65%
Towamencin Youth Association	374	442	-15.38%
Patriot FC	215	181	18.78%
Upper Dublin SC	1177	1159	1.55%
Upper Moreland SC Inc	329	311	5.79%
Valley Soccer Club	168	212	-20.75%
Warminster SC	81	80	1.25%
Warrington SC	222	240	-7.50%
West Mont United Soccer Association	1047	1162	-9.90%
Whitpain Recreation Association	1211	1400	-13.50%
Yardley Makefield Soccer	946	988	-4.25%
TOTALS	39967	40947	-2.39%

REGISTRATION 2024-2025

DISTRICT 2

Organization	2024-2025 Registered Players	2023-2024 Registered Players	Variance
Aston Youth Soccer	369	361	2.22%
Atlantic Premier Soccer League (Travel League)	2967	2500	18.68%
Central League (Travel League)	7235	6812	6.21%
Chichester Soccer Club	148	174	-14.94%
Coventry SA	329	333	-1.20%
FC Delco	23	10	100.00%
Glenmoore Eagle Youth Association	719	680	5.74%
Haverford SC	1386	1452	-4.55%
King of Prussia Soccer Club	352	347	1.44%
Lower Merion SC	1010	1009	0.10%
Marple Newtown SA	862	797	8.16%
Nether Providence AA	326	289	12.80%
Phoenixville Area Sc	764	583	31.05%
Radnor SC	755	501	50.70%
Ridley United Soccer Club	639	739	-13.53%
Rose Tree Soccer Club	958	1042	-8.06%
Southern Chester County SA	573	544	5.33%
Suburban Counties SL (Rec League)	672	71	100.00%
Tredyffrin-Easttown Youth SA	1177	1178	-0.08%



Annual General Meeting

FEBRUARY 8, 2025

REGISTRATION 2024-2025

DISTRICT 2 (CONTINUED)

Organization	2024-2025 Registered Players	2023-2024 Registered Players	Variance
Upper Darby Futbol Club	414	439	-5.69%
West Chester United SC - Penn Fusion SA	1407	1530	-8.04%
TOTALS	23085	21391	7.92%

REGISTRATION 2024-2025

DISTRICT 3

Organization	2024-2025 Registered Players	2023-2024 Registered Players	Variance
Amity AC Soccer Club	157	184	-14.67%
Annville Cleona Youth SC	84	72	16.67%
Athletes For The Cross	24	36	-33.33%
Bethlehem SC	160	145	10.34%
Blue Moutain Youth SL (Rec League)	2360	2479	-4.80%
Blue Moutain SC	182	236	-22.88%
Boyertown SC	218	257	-15.18%
Catasauqua Youth SA	38	48	-20.83%
Cocalico Youth Soccer Club	157	127	23.62%
Conestoga Valley Youth Soccer Club	79	98	-19.39%
Crusaders Youth Activities Association	45	49	-8.16%
Conrad Weiser Youth SC	81	104	-22.12%
Donegal Youth Soccer	136	178	-23.60%
Ebenezer Union Canal SC	18	16	12.50%
Elizabethtown United/Rheems AA	N/A	75	N/A
Ephrata Youth SC	187	226	-17.26%
Exeter United FC	161	181	-11.05%
Fleetwood Youth SC	114	112	1.79%
Garden Spot Youth SC	78	40	95.00%
Mifflin FC	84	104	-19.23%
Hamburg Area Soccer Association	81	96	-15.63%
Iona Soccer Club	51	67	-23.88%
Iron Valley United Soccer Club	109	97	12.37%
Kutztown SC	65	67	-2.99%
Lampeter-Strasburg Youth Soccer Club	124	152	-18.42%

Annual General Meeting

FEBRUARY 8, 2025



Lancaster Area Recreation Soccer (Rec League)	2445	2502	-2.28%
Lancaster Recreation	0	0	0.00%
Lebanon Revolution	25	42	-40.48%
Lebanon Valley Youth SL (Rec League)	1241	1320	-5.98%
Lehigh Valley TOPSoccer	8	12	-33.33%
Lehigh Valley Youth SL (Travel League)	1192	1457	-18.19%
Lititz Youth SC	148	136	8.82%
Manheim Area SC	80	84	-4.76%
Manheim Township SC	302	350	-13.71%
Minersville Area Youth SC	69	76	-9.21%
Myerstown Soccer Club	63	86	-26.74%
Muhlenberg SA	121	81	49.38%
Nazareth SC	246	246	0.00%
Northern Lebanon Soccer Club	79	57	38.60%
Northern Valley Youth SL (Rec League)	1140	1071	6.44%
Octorara SC	120	114	5.26%
PA Classics	207	215	-3.72%
Parkland Area SC	N/A	41	N/A
Penn Manor Soccer Club	191	221	-13.57%
Pequea Valley Youth SA	53	67	-20.90%
Pine Grove Area YSA	101	121	-16.53%
Reading Berks Jr SL (Travel League)	2942	2824	4.18%
Rising Star FC	80	90	-11.11%
Saucon Valley SL	113	120	-5.83%
Schuylkill Valley Youth Soccer	108	106	1.89%
Slate Belt Youth SA	299	298	0.34%
Solanco Youth SA	94	83	13.25%
Southern Lehigh SL	183	150	22.00%
St. Joseph the Worker SC	26	31	-16.13%
St Thomas More Sc	96	109	-11.93%
Tamaqua Area Youth	85	102	-16.67%
Topton SC	53	49	8.16%
Triboro SC	48	101	-52.48%
Tri Valley Youth SC	60	39	53.85%
Tulpehocken SC	68	69	-1.45%
Twin Valley SC	109	122	-10.66%
Upper Milford Youth Association	85	40	100.00%
Western Lehigh United SC	27	22	22.73%
Wilson Junior SC	247	217	13.82%
Wyomissing Area SC	128	127	0.79%
Schuylkill County Valley Youth SA (Rec League)	948	1045	-9.28%
TOTAL	18423	18997	-3.02%



Annual General Meeting

FEBRUARY 8, 2025

REGISTRATION 2024-2025

DISTRICT 4

Organization	2024-2025 Registered Players	2023-2024 Registered Players	Variance
Abington Youth Soccer	790	823	-4.01%
Back Mountain Youth SA	640	700	-8.57%
Eastern Pike Soccer	478	504	-5.16%
FC Pocono	122	121	0.83%
Greater Hazleton Youth SA	546	572	-4.55%
Jim Thorpe Youth Soccer	N/A	188	N/A
Lehigh Area SC	202	247	-18.22%
Panther Valley Youth Soccer Association	83	86	-3.49%
Towamensing Soccer Club	149	152	-1.97%
West End Soccer League	478	485	-1.44%
TOTALS	3488	3878	-10.06%

REGISTRATION 2024-2025

DISTRICT 5

Organization	2024-2025 Registered Players	2023-2024 Registered Players	Variance
Athens Soccer Academy	24	30	-20.00%
NorCenPenn Youth SL (Travel League)	1428	1189	20.10%
Northern Tier Soccer League (Rec League)	713	745	-4.30%
Northeast Bradford Youth Soccer Association	97	89	8.99%
Towanda Area Youth SA	77	79	-2.53%
Troy Area Youth Soccer	87	89	-2.25%
Valley Youth SA (Bradford County)	339	346	-2.02%
Wyalusing Area Youth Soccer	55	75	-26.67%
TOTALS	2820	2642	6.74%



REGISTRATION 2024-2025

DISTRICT 6

Organization	2024-2025 Registered Players	2023-2024 Registered Players	Variance
Camp Hill SC	90	86	4.65%
Capital Area SA (Harrisburg)	595	651	-8.60%
Central Penn Youth SL (Travel League)	7905	7569	4.44%
Conewago Valley SC	174	180	-3.33%
Dillsburg Area SC (DASC)	272	285	-4.56%
Eagle F.C.	744	759	-1.98%
East Penn Soccer Club	246	300	-18.00%
Eastern York Soccer Club	80	75	6.67%
Fairfield Youth Soccer Club	154	118	30.51%
FC Dallastown	133	155	-14.19%
Fusion FC	243	278	-12.59%
Greencastle United SC	146	141	3.55%
Hanover SC (York County)	160	165	-3.03%
Hershey SC	138	161	-14.29%
JT Dorsey Foundation	600	500	20.00%
Keystone FC	486	376	29.26%
Littlestown Youth Soccer	151	131	15.27%
Penn FC Youth (Lower Dauphin SA)	155	148	4.73%
Mariners United SC	0	11	-100.00%
Mason Dixon SL	315	281	12.10%
Olmsted Regional SA	55	64	-14.06%
Penn Express FC	N/A	25	N/A
Shippensburg SC	102	107	-4.67%
South Middleton SA	86	97	-11.34%
Spring Grove Soccer Association	110	119	-7.56%
Susquehanna SC	305	314	-2.87%
Trojan SC	77	92	-16.30%
TOTAL	13522	13188	2.53%



Annual General Meeting

FEBRUARY 8, 2025

MEMBERSHIP BREAKDOWN

	2024-2025 Registered Players	2023-2024 Registered Players	Variance
Travel Players	46520	45343	2.60%
Recreation Players	11098	10574	4.96%
Intramural Players	44069	46298	-4.81%
Player Registration as of January 7, 2025	101687	102215	-0.52%

PLAYER REGISTRATION ADDITIONS

	2024-2025 Registered Players	2023-2024 Registered Players	Variance
Export	819	517	58.41%
Direct	131	125	4.80%
Total	950	642	47.98%

OVERALL PLAYER REGISTRATION TOTALS FINAL NUMBER MAY CHANGE

	2024-2025 Registered Players	2023-2024 Registered Players	Variance
Player Registration as of January 7, 2025	102637	102857	-0.21%

2023-24 Final Numbers Registration

120,859



2024 AWARD WINNERS

Youth Referee of the Year (Girls)
Carleigh Fitzwater

Youth Referee of the Year (Boys)
Parker Chepolis

Boys Team of the Year
Steel United PA 2010 Elite

Girls Team of the Year
1776 United 2010 Girls Elite

Boys Coach of the Year
Steven Pachay (Allentown Soccer Club)

Girls Coach of the Year
Jen Michewicz (AC Inspire)

Administrator of the Year
Franziskus Bertl

Service to Youth
Bob Sterner

Service to Youth
Craig Lowry

Service to Community
Chester Upland Youth Soccer

Mike Barr Excellence in Coaching Award
Susan Barr

Mike Barr Excellence in Coaching Award
Kevin Tryon

D'Anjolell Award
Springfield Soccer Club



2025 UNION LEAGUE OF PHILADELPHIA GOOD CITIZENSHIP AWARD WINNERS

Asher Clery // Berks United FC

Nina Constandino // Hunter SC

Talia Cherkis // Philadelphia SC

Sarah Gebrezgi // JT Dorsey Foundation

Faith Greenday // Quakertown SC

Alejandro Guzman // Sporting AC

Sriram Joshi // Parkland Area SC

Brecken LaBonge // Quakertown SC

Alexis McRoberts // North Union United SC

Reese Mitchell // Lancaster Elite

Madelyn Preston // Penn Fusion Soccer Academy

Jewel Renshaw // Quakertown SC

Alessia Romano // Hulmeville SC

Katie Sammarco // Hex FC

Jillian Villafuerte // Penn Fusion Soccer Academy

Kennason Ware // Penn Fusion Soccer Academy

Josh Weinstein // Lionville SC

Keira Whelan // FC Europa

2025 GRANT AWARD WINNERS

Allentown Youth
Soccer Club

Anthracite Football Club

Big Spring Youth
Soccer Association

Chester Upland Youth Soccer
Eagle F.C.

Exeter United FC

Harleysville Football Club

Pine Grove Area Youth
Soccer Association

Rising Star Soccer Club

Spring Grove Soccer
Association



Annual General Meeting

FEBRUARY 8, 2025

INSURANCE COVERAGE 2024-25 SUMMARY OF INSURANCE POLICIES

Secondary Medical Accident Insurance

Accident Insurance provides coverage for accidental injuries incurred by Insured Persons, while participating in covered activities of Eastern Pennsylvania Youth Soccer.

Policy Limits

Accidental Medical & Dental Expense Limit	\$ 300,000 Max Benefit Amount
Accidental Death Benefit and Dismemberment	\$ 5,000 Max Benefit Per Participant, Per Accident
Accidental Death and Dismemberment Aggregate	\$ 100,000
Deductible per Participant	\$ 500
Benefit Period	104 Weeks from Date of Injury
Claims Basis	Full Excess
Chiropractic/Physical Therapy limit per claim	\$2,000 (\$50 Maximum per Visit)
Loss Period	60 Days

Expanded Sports Coverage Endorsement Included Provides coverage for heat related problems such as heat exhaustion, heat stroke and heat prostration

Accident policy is written on a Full Excess basis which means if they have any other insurance (for example – through their parent’s employer) they would need to use that insurance first.

Definitions

104 Week Benefit Period: We will pay for charges incurred within 104 weeks from the date of injury.

Insured/Eligible Persons: Participants, including volunteers and staff, performing their normal duties at a covered activity.

Covered Activity: While participating in scheduled games, team practice sessions, or sponsored activities, provided they are under the direct supervision of a team official or a sanctioned local or national tournament as a member of a contestant team. Includes organized and supervised group travel as authorized by the policy holder directly to and from a covered event.

Loss Period: The period of time within which the insured person needs to visit a medical professional in order for the claim to be eligible for payment from the carrier.

General Liability Insurance

General Liability Insurance covers claims for liability or negligence for bodily injury or property damage arising out of sponsored activities, premises or operations of the association, its member teams, leagues and participants.



Policy Limits

General Aggregate Per Event	\$5,000,000
Products/Completed Operations Aggregate	\$1,000,000
Per Occurrence Limit	\$1,000,000
Participant Legal Liability Aggregate	\$5,000,000
Participant Legal Liability Each Occurance	\$1,000,000
Neurodegenerate Injury Aggregate	\$1,000,000
Neurodegenerate Injury Each Occurance	\$1,000,000
Personal Injury/Advertising Injury	\$1,000,000
Sexual Abuse/Molestation Liability (Aggregate)	\$2,000,000
Sexual Abuse/Molestation Liability (Per Occurrence)	\$1,000,000
Damage to Premises Rented to You	\$300,000
Premises Medical Payments (Spectators Only)	excluded
Deductible	\$0

*Defense costs are in addition to the limit or coverage

Coverage is provided for

Bodily Injury, Personal Injury, Athletic participant liability, spectator liability, property damage liability, volunteer liability, activities necessary and incidental to the conduct of games or practices, sponsored functions such as meetings, banquets, and fundraisers, contractual liability, worldwide coverage if suits are brought in the United States, Host liquor liability, Office premises liability coverage automatically included for state office, Emergency Medical Technicians providing services on your behalf

Covered Activities

Sanctioned and/or approved activities of the state association, office premises (applies to the state association office only, insured event set up and tear down periods, concession sales at insured events, ancillary events, dinners, award banquets and planning sessions

Excess Liability Insurance

Per Occurrence Limit	\$5,000,000
Aggregate Limit of Liability	\$5,000,000
Sexual Abuse/Molestation Aggregate	\$2,000,000
Sexual Abuse/Molestation Each Occurance	\$2,000,000
Follow Form Excess	

Directors & Officers Liability Insurance

Directors and officers (D&O) insurance responds to claims brought against member clubs and their board of directors for any alleged wrongful acts relating to decisions made on behalf of the club.

****NOTE: All policies described are contracts subject to specific exclusions and limitations****



INSURANCE COVERAGE

2024-25 SUMMARY OF INSURANCE POLICIES CONTINUED

Policy Limits

Liability Coverage Aggregate Limit of Liability	\$5,000,000
Defense Costs Outside the Aggregate Limit of Liability	Unlimited
Nonprofit Organization Liability Coverage	\$5,000,000

Insuring Agreement	Sublimit of Liability	Deductible Each Claim
Insured Person Liability	\$5,000,000	None
Organization Reimbursement	\$5,000,000	\$5,000
Organization Liability	\$5,000,000	\$5,000

Individual club insurance available to purchase through VillaNova Insurance Partners

Equipment

Coverage for physical loss of club owned property including goals, lighting, equipment, furniture, storage sheds, fencing and fields.

Crime/Employee Dishonesty

Coverage for losses of club owned money and securities due to burglary, theft or dishonesty.

Special Event Coverage

This coverage is for non-sanctioned Eastern Pennsylvania Youth Soccer events. Liability and weather event disruption coverage is available for tournaments or other club level events that are not sanctioned by Eastern Pennsylvania Youth Soccer.

General Liability

Land, buildings, or long term leased properties that require 24/7 coverage and non-sanctioned tournaments and events. Policies are available to protect clubs’ assets and provide defense and indemnity for allegations of third-party bodily injury or property damage.

D&O/Employment Practices Liability (EPLI)

Member clubs may choose to maintain a separate policy for officers and board members with lower retention limits. EPLI provides defense for allegations of harassment or abuse by employees or third parties.

Workers Compensation

Clubs with employees are required to purchase coverage for employee injuries sustained while working. PA state law requires all employers to maintain this coverage.

Hired and Non-Owned Auto

If club members use their own vehicles, rent, lease or borrow a vehicle for events, Hired and Non-Owned Auto coverage provides additional coverage over the member’s personal auto insurance for bodily injury and property damage liability.

****NOTE: All policies described are contracts subject to specific exclusions and limitations****



EXECUTIVE BOARD AND DISTRICT COMMISSIONERS EASTERN PENNSYLVANIA YOUTH SOCCER

2024-25 Board of Directors

President
Lennie Brown

First Vice President
Melissa Murphy Weber

Second Vice President
Bill Fuller

Treasurer
Jim Brown

Secretary
Bill Ross

At Large
Jim Christian
John Mickel

State Youth Referee
Administrator
Jeff Tener

Past President
Jeff Sommer

District Commissioners

District 1
Jeff Tener

District 2
Rachel Gallegos

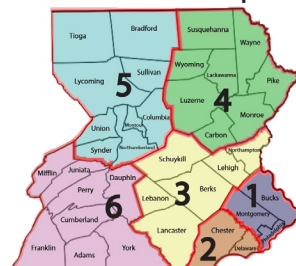
District 3
TBA

District 4
Eric McKitish

District 5
Scott Merritt

District 6
Phil Frederick

District Map





Annual General Meeting

FEBRUARY 8, 2025



US YOUTH SOCCER

TRAVEL LEAGUE

A league with a minimum of two (2) age divisions of five (5) teams from at least four (4) different clubs.

Required to have constitution and bylaws, registrar, appeal process, insurance coordinator, president, treasurer; and use licensed referees.

Required to register players with passes, rosters and pay travel league team fees.

Participation in a travel league qualifies a team for travel team tournament and/or US Youth Soccer/ Eastern Pennsylvania Youth Soccer play.

Examples of Travel Leagues: Inter-County Soccer League, Delco Soccer League, Philadelphia Area Girls Soccer (PAGS) etc.

INTRAMURAL LEAGUE

A league/ in-house program based on a recreation play philosophy with constitution and bylaws, registrar, appeal process, insurance coordinator and officers.

Intramural fees for players and teams must be paid.

Participation does not qualify a team for travel team tournament and/ or US Youth Soccer/ Eastern Pennsylvania Youth Soccer Cup play.

All players are registered through one in-house affiliate (Soccer Organization).

Example of Intramural Leagues: Pee wee Soccer, anything organized within your own club where recreational level players compete against/ with each other in practice and game play.

RECREATIONAL LEAGUE

A league/ in-house program based on a recreation play philosophy with constitution and bylaws, registrar, appeal process, insurance coordinator and officers.

Intramural fees for players and teams must be paid.

Participation does not qualify a team for travel team tournament and/ or US Youth Soccer/ Eastern Pennsylvania Youth Soccer Cup play.

All players are registered through one in-house affiliate (Soccer Organization).

An example of why recreational teams participate in a Recreational League is when there is not enough players to run an Intramural League (in-house program) within a soccer club/ organization.

YOUR CLUB OR ORGANIZATION AFFILIATION/ MEMBERSHIP LEVELS





OFFICE STAFF

EASTERN PENNSYLVANIA YOUTH SOCCER

CHIEF EXECUTIVE OFFICER
Chris Branscome

CHIEF OPERATING OFFICER
Kelly Connor

TECHNICAL DIRECTOR
Gary Stephenson

DIRECTOR OF OPERATIONS
Leo Kelly

ASSISTANT TECHNICAL DIRECTOR
Anna-Kate DePaolo

ASSISTANT TECHNICAL DIRECTOR
Fernando Carrizo

STATE CUP MANAGER
David Jones

DIRECTOR OF REGISTRATION SERVICES
Meghan Petroski

GRASSROOTS SOCCER MANAGER
JT Dorsey

OUTREACH/GRASSROOTS SOCCER SPECIALIST
Mallory O’Riordan


DIRECTOR OF MARKETING AND EVENTS
Karly Kaminsky


DIRECTOR OF COMMUNICATIONS
Morgan Weindel



4070 Butler Pike, Suite 100
Plymouth Meeting, PA 19462
Phone: 610-238-9966
Fax: 610-238-9933

WWW.EPYSA.ORG | @EPAYouthSoccer





GROW THE GAME

WITH US



SCAN HERE
TO VISIT OUR
WEBSITE



FOLLOW US
ON SOCIAL MEDIA
@EPAYOUTHSOCCER

